

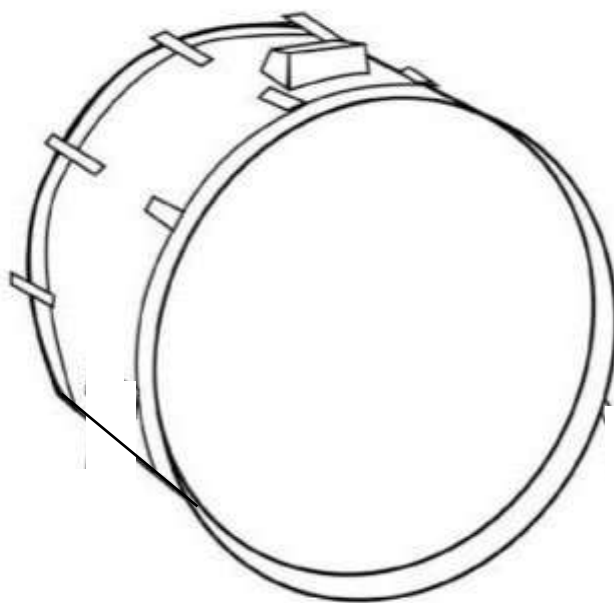
Following Our Visit To Your School



Thank you for the opportunity to perform at your school. Should you wish to expand upon our performance, the following suggestions have been provided to link our performance to further learning opportunities for students. Each numbered item below has a corresponding explanatory page.




1. Colour the Bagpipe & Drum Pictures



1a. Colour the Flag & Uniform Pictures

The Scottish flag is blue and white



2. Find out more about the Pipe Band Uniform

You can find out more about the different parts of the uniform worn by pipe bands by navigating around the website to locate the information. In addition you may be able to find further resources yourself. Happy searching.

If you are really brave why not take the website quiz which relates to all of this information.



3. Find Scotland, NZ, England and Australia on a World Map

Players in the Western Australia Police Pipe Band were born in Scotland, NZ, England and Australia. Can you find their place of birth on the map below? Where were you born?

Map of the World

Each of the letter locations on this map represents one of the seven continents of the world.

Write the name of each continent in the appropriate blank.

Flip this page upside-down to check your answers.

Continents List:

- Asia
- Antarctica
- Africa
- South America
- Europe
- Australia
- North America



Answer Key:
A-North America; B-South America; C-Africa
D-Asia; E-Europe; F-Australia; G-Antarctica


4. Design your own Tartan and/or Family Crest

Colour the grid below to create your own tartan.

What clan will it represent?

Here is the WA Police Crest.

Design your own crest to represent your school or family.



5. Write a Letter to the Band

The Band loves to get feedback about what you thought of our visit to your school.

You can write to us at:

WA Police Pipe Band
2 Swan Bank Road
Maylands 6051

Alternatively, fax your letter to us at:

(08) 9370 7188

Or email your letter to us at:

police.pipe.band@police.wa.gov.au


If you have time illustrate your letter, put a border around it and we will look forward to reading it when it arrives in our office.

Thank you for taking the time to write to us.




6. Draw a Bagpipe or a Drum from Memory

Bagpipe



Drum



7. Create an Acrostic Poem Using One or All of the Following

B _____

A _____

G _____

P _____

I _____

P _____

E _____

D _____

R _____

U _____

M _____

P _____

I _____

P _____

E _____

B _____

A _____

N _____

D _____



8. Write About the Performance

You could . . .

- (i) Write a newspaper report about the Bands visit.
Think of an attention grabbing headline, capture the audiences attention in the opening lines and go on to describe the events surrounding the visit by the Band. You could even interview a bystander who witnessed the whole thing! Add a digital photograph or an illustration to complete the article.
- (ii) Write a descriptive account of the sights and sounds you experienced. Be creative and try to give the reader a sense of what you felt and thought.
- (iii) Use one of the following titles as a story starter:


AN ARRESTING DEVELOPMENT AT SCHOOL

I CLOSED MY EYES AND I WAS IN SCOTLAND

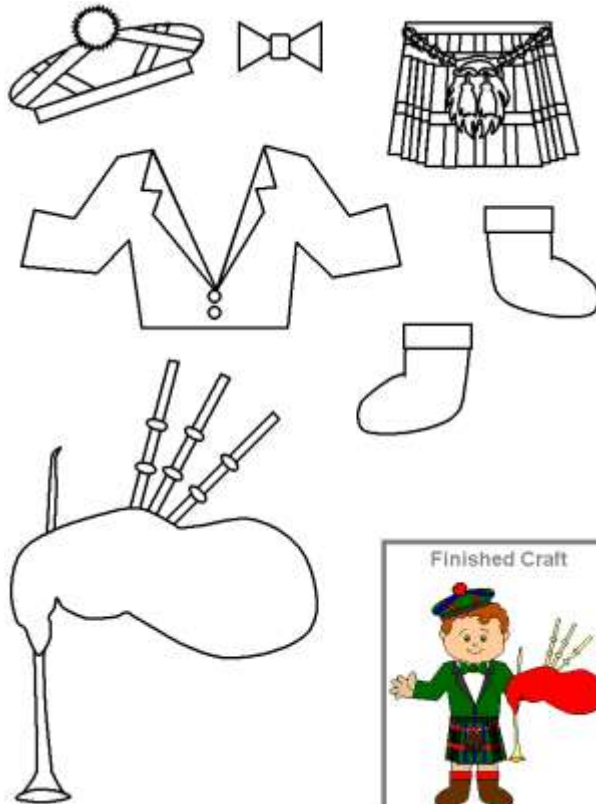
THE DAY SOMETHING LOUDER THAN THE SCHOOL
SIREN REACHED MY EARS



9. Dress the Little Bairn (Boy)



Cut, paste and colour
to dress the little
bagpiper



10. Complete the Pipe Band Word Search

Can you find the words below?

J	R	B	W	P	E	A	T	E	N	O	R	D	H	R	T	S	U	P	O
G	Q	U	R	A	O	R	M	P	I	P	T	S	D	G	V	B	C	K	J
L	L	D	F	O	W	E	R	T	H	P	I	P	E	B	A	N	D	S	T
E	P	E	R	T	G	H	W	A	P	O	L	A	T	T	Y	I	K	O	L
N	R	Y	W	H	B	U	G	P	R	D	T	G	I	I	F	Q	Y	W	S
G	E	F	E	G	O	W	E	L	Y	F	K	K	W	C	T	W	H	S	B
A	W	W	T	H	Y	Q	H	S	U	V	I	L	A	F	R	S	N	N	I
R	Q	H	G	T	S	E	E	U	J	F	L	M	P	B	E	A	U	A	G
R	H	D	S	T	I	C	K	S	C	G	T	U	A	N	Z	Z	J	R	B
Y	J	P	P	O	C	R	D	H	H	U	H	B	J	P	X	X	M	E	A
O	K	O	O	U	K	Y	R	M	A	T	J	I	F	Y	O	C	I	K	S
J	U	U	R	G	S	K	R	N	N	R	U	K	G	O	M	L	K	A	S
G	K	H	R	H	C	I	O	B	T	E	J	E	R	U	K	R	I	W	L
H	F	J	A	G	H	H	Y	O	S	D	R	U	M	S	I	F	O	C	G
D	B	U	N	I	A	L	A	E	L	A	R	M	E	W	F	V	K	S	E
I	Z	M	S	R	N	T	E	N	I	G	E	S	L	A	B	T	L	A	W
E	X	P	N	L	T	R	D	X	T	M	B	A	G	P	I	P	E	S	D
A	V	E	O	S	U	R	T	C	C	E	A	E	M	S	Y	G	P	M	F
S	U	N	I	F	O	R	M	G	E	O	R	D	U	Q	T	H	Y	L	B
H	U	R	R	Y	Q	U	I	C	K	M	A	R	C	H	R	B	A	J	Y

BAGPIPES

DRUMS

STICKS

SPORRAN

GLENGARRY

CHANTER

TENOR

WAPOL

KILT

PIPEBAND

POLICE

UNIFORM

BROGUES

SNARE

QUICK MARCH

BASS



11. Explore the National Costumes of a Range of Countries

The Police Pipe Band wears a uniform which is based on aspects of traditional Scottish dress, and much of what they wear is commonly worn by Pipe Bands all over the World.

The Kilt is strongly identified with Scotland, as is the Sporrán, Ghillie Brogues and Glengarry.

Of course, Scotland is not the only Country in the World to have a National Costume.

Your task:

Name and illustrate a range of National Costumes from different places around the World. Be sure to make it clear which Country it is that the items are associated with.

Extra for Experts:

You could research the development of these items of clothing and draw some conclusions about why particular materials might have been used in their production.

Was this clothing 'everyday wear' or just for special occasions? What were the occasions?



12. Explore the Relationship Between Vibration & Sound

In order for our instruments to produce sound, we must do something to create vibration.

The reeds in the bagpipe and the skin on the drum can be made to sound by blowing air through them in the case of the reeds—or by hitting it in the case of the drum skin. In each case this action causes a part of the instrument to vibrate and sound is the result.

What can you find out about . . .

- Other ways in which sound is produced—for example our voices? Think of the range of sounds you commonly hear and attempt to explain how they are produced.
- How sound travels?
- What happens when a sound reaches our ears? How do we actually hear it?

Extra for Experts

Why not try designing and making your own musical instrument.

